WELCOME TO NCSSAR

WHAT WE'LL COVER

- Policies
- Procedures
- Resources
- Try and answer your questions

INTRODUCTION TO SEARCH & RESCUE

- Mission Statement:

  We are committed to providing excellence in public service in partnership with our community

- Purpose:

  The primary purpose of Nevada County Sheriff's Search and Rescue (NCSSAR) is to act under the direction of the Nevada County Sheriff's Office with all respects associated with locating, rescuing and recovering all lost, stranded, injured or otherwise incapacitated individuals.

ACRONYMS

- **CARDA** – California Rescue Dog Association
- **CPR** - Cardio Pulmonary Resuscitation
- **GPS** - Global Positioning System
- **IC** – Incident Command
- **MR** – Mission-Ready
- **NCSSAR** - Nevada County Sheriff's Search and Rescue
- **NIMS** - National Incident Management System
- **CAL-OES** California Emergency Management Agency
- **PLS** - Place last scene
- **POD** –Probability of Detection
- **RP** - Reporting Party
- **SAR** - Search and Rescue
- **SO** - Sheriff's Office
- **SPU** – Sheriff's Property Unit
- **TR** - Trail-Ready

SHERIFF'S OFFICE PROVISIONS

- The Sheriff shall have the responsibility and the authority for the development of overall plans, policies and standards to assure that effective levels of SAR services are maintained.
- The Sheriff has appointed a sworn officer as Coordinator of Operations.
- The Sheriff shall have the sole authority for cause to suspend, revoke, decertify, any process or certificate he has issued. The Sheriff shall have the authority to remove from membership and/or suspend any persons of NCSSAR.

SHERIFF'S OFFICE PROVISIONS

SO SAR Personnel

- Cpt. Mike Walsh
- Lt. Sean Scales
- Sgt. Mike Sullivan (Coordinator of Operations)
- To support SAR operations, 12 additional SO personnel are assigned as SAR Coordinators

NCSSAR INC.

- Organized as a 501C3 Non-Profit
- Board of Directors consists of:
  - Sheriff Shannon Moon – President
  - Sgt. Mike Sullivan – Vice President
  - Lt. Sam Brown
  - Sgt. Robert Jacobs
  - Del Clement – Volunteer Coordinator
  - Jerry Weidler – NC Liaison
  - Scott Montgomery – Truckee Liaison
  - Gary Smith - Treasurer

NCSSAR ORGANIZATION

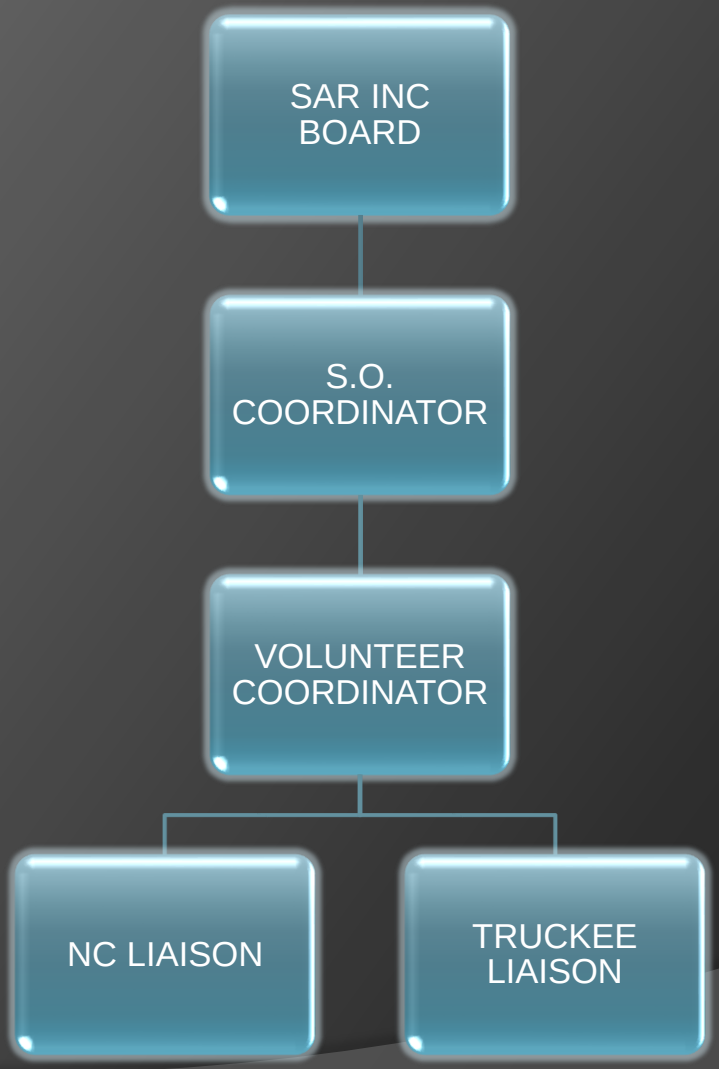

NCSSAR ORGANIZATION

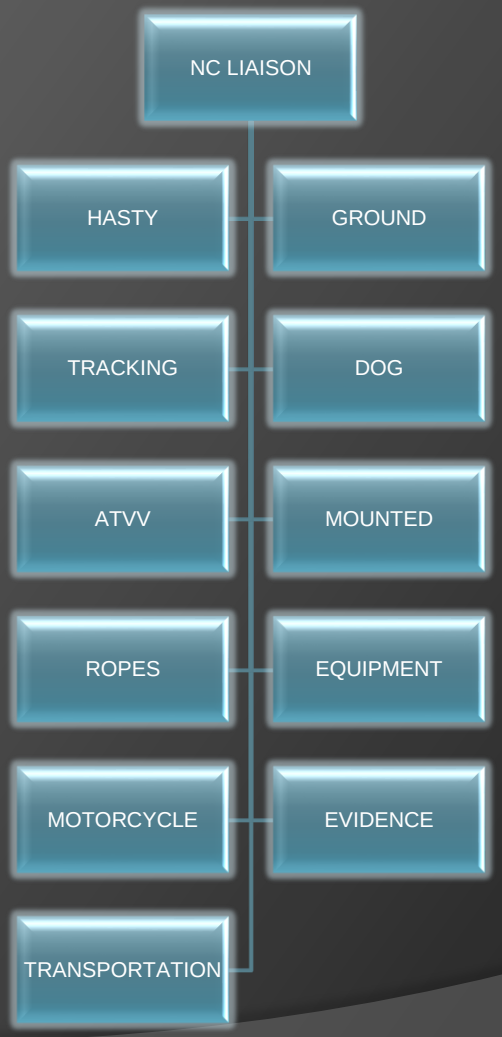

NCSSAR ORGANIZATION

NCSSAR ORGANIZATION

MEMBERS OF NCSSAR

- Not paid for services rendered
- Furnish your own equipment with exceptions
- While on duty, covered by Workers Compensation Insurance
- Expected to respond immediately when called
- Need to be a Team Player
- Act professional at all times
- Do not give interviews with press – refer them to the PIO or SO Coordinator

MEMBERS OF NCSSAR

- Do not interview family or friends unless assigned to do so
- Work as assigned (SAR Coordinator, Search Manager, Team Leader)
- Time off with your employer is your responsibility
- Do not use affiliation with NCSSAR for own benefit or gain
- Do not have peace officer powers. Cannot carry firearm even with a CCW.
- Do not attempt unsafe tasks. Know your own capabilities. Don’t force another volunteer.

UNIFORM POLICY

- Class A (Formal) – Black pants & SAR bright orange Mission Shirt
- Class B (Field Work) – Solid color olive green BDU style pants with Mission Shirt
- Class C – Any color SAR t-shirt, polo shirt, sweatshirt, etc., to be worn at events where Class A or B uniforms are not specified, i.e., trainings, etc.

UNIFORM POLICY

- Synthetic fabrics are recommended. 100% cotton or denim fabrics are not appropriate for field work
- NCSSAR will provide the Mission Ready uniform consisting of:
  - A dress style Mission Shirt such as 511 Hi-Vis
  - 511 Tactical BDU pants
  - M-SAFE Hi-Vis Jacket

CALLOUT PROCEDURE

- Use automated computer system (Code Red). Send voice message, text message and e-mails
- When called, listen to entire message .
- If you respond later, call or text Del Clement
- You are given about an hour to respond to the muster location.

MEETING ATTENDANCE

- Team meets monthly
  - 1st Monday @ 1830 at the SO for NC
  - 2nd Thursday each quarter @ 1830 at Court House for Truckee
- Require 50% attendance at monthly meetings
- Meetings include:
  - Administrative issues
  - Upcoming special events
  - Current topics of SAR concern
  - Trainings
  - Search Reviews
- Meetings increase camaraderie

TRAINING & CERTIFICATION

- NCSSAR provides training in most required skills or subsidizes cost of the few others required
- Insures volunteers have necessary skills to conduct search assignments in a manner that promotes safety for the individual, team and subject
- Basic Training involves ~ 70 hrs of training in , Man Tracking, Navigation, Rough Terrain, Radio Communications, Interview Skills, Crime Scene Protection, and Clue Awareness
- Bi-annual recertification is required on some skills
- Must attend 4 of 6 Full Team Trainings during the year scheduled every other month

TRAINING & CERTIFICATION

- Must commit to attending NCSSAR Academy beginning with Session #1
- NCSSAR Academy Requirements:
  - Fitness Hike
  - Session #1 Intro to NCSSAR, Personal & Search Safety, SEMS/ICS, Pack Requirements
  - Session #2 Crime Scene, Interviews, Helicopter Safety, Clue Awareness & Search Tactics
  - Session #3 Clue Awareness, Mantracking, Radio Communications
  - Session #4 Map & Compass
  - Session #5 GPS
  - Session #6 Search Tactics/Navigating Search Terrain
  - Session #7 Rough Terrain & Basic Knots
  - Session #8 CPR
  - Session #9 Wilderness First Aid
  - Field Days: GPS, Map & Compass, Rough Terrain, Mantracking, Search Tactics
  - Evaluation Days:GPS, Map & Compass, Rough Terrain, Mantracking, Search Tactics
- All session prerequisites must be completed prior to attending Evaluation Day which follows Field Day by ~30 days

TRAINING & CERTIFICATION

- If member does not become Mission ready at Evaluation Day, must become Mission Ready at next Evaluation Day.
  - Help provided by Evaluators to address weaknesses
- Skills Certifications good for 2 years
  - Members responsibility to maintain them
  - E-mail notifications of expiring certs sent giving 2 Evaluation Day opportunities
- Members with expired certs will be pulled off the callout list

TRAINING & CERTIFICATION

- Training in specialty teams is organized by Team Leader
- Training by other agencies is acceptable if training records are provided and are equivalent or exceed NCSSAR requirements

TRAINING & CERTIFICATION

- In addition to skills certifications and Team Trainings, members must attend 50% of Each of the following activities during the calendar year:
  1. Eleven Monthly Meetings
  2. Two Fundraisers

TRAINING LEVELS & TYPING

Search Environment Type			
Type 1 Extreme / Complex Terrain Environments	Type 2 Rugged Terrain Environments	Type 3 Moderate / Gentle Terrain Environments	Type 4 Urban Environments
Extreme Conditions (including but not limited to) Altitude (generally 7000+) or Snow, Ice, Desert, Heat, Heavy Ground Cover Steep difficult terrain.	Rugged Conditions, Altitude generally under 7000', Desert, Heat, Cold, Moderate to Heavy Ground Cover.	Gently Rolling Terrain, Open Spaces, Maintained Trailheads, Agricultural Areas.	High Traffic, Urban Office Complexes, Man-Made Surfaces, Public Interaction and Park Trails.
Multiple operational periods, up to 72 hours in the field.	Capable of field assignments up to one day. With the possibility of a night in the field.	Capable of searching for one 12 hour operational period with self support	Capable of searching for one 12 hour operational period without self support

SAR TEAMS

- Ground
- OHV
- Crisis
- K-9
- IC
- Man Tracking
- Mounted
- Hasty
- Ropes
- Nordic
- Evidence

SEARCH GUIDELINES

- Stay alert and maintain the proper attitude for effective searching. Searching is hard work and can be monotonous, tedious and fatiguing.
- Use all your senses for searching. Use your eyes, your nose, your ears and your head.
- Look side to side, up and down as well as behind you while searching. This might allow you to see things that might not be visible by merely looking ahead.
- Yell and make noise occasionally and intermix regular moments of silence. The noise may attract a response from a lost victim and the silence can allow you to hear the response.

SEARCH GUIDELINES

- Always be prepared. Have the proper equipment and clothing with you so that you can be an asset rather than a detriment. Have an appropriate pack for your typing and know what is in it.
- Learn the names of the searchers on the other side of your search line.
- At night, never shine your flashlight into your eyes or that of your fellow searchers. Sometimes not using lights is preferred if safety and effectiveness can be maintained.
- Do not become a victim yourself.

SEARCH PROCESS

- Callout
- Sign-in, get your equipment ready, gather at staging area
- IC will assign you to a team
  - Ground team usually 3 people
  - ATV/Motorcycle (all mobilized) team minimum of 2
  - K-9 (dog handler, dog and 1 ground pounder
- Coordinator or Search Manager will give a general briefing of search

SEARCH PROCESS

- Operations Section of Command Base (IC) will call for your team for search assignment
  - All team members report
  - Briefed on search assignment
  - Given team assignment form, map, radio & any other relevant data
  - Search areas downloaded to GPS
- Travel to search area
  - Notify IC that beginning search. Give coordinates
  - Conduct search covering search area (~ 4 hrs)
  - Turn off tracks on GPS when complete and label
  - Return to command base or as directed by IC

SEARCH PROCESS

- Team Debriefing
  - GPS tracks are downloaded to Ops computer
  - Team gets debriefing form, copy of map with their tracks shown & writes down information on area searched
    - Clues found
    - Areas not searched
    - Problems encountered
    - Recommendations for further searching
    - POD of search area
  - Debriefer goes over form, asks questions to get complete understanding
- Overall search is debriefed at end of search or within 1 week

SEARCH MAP

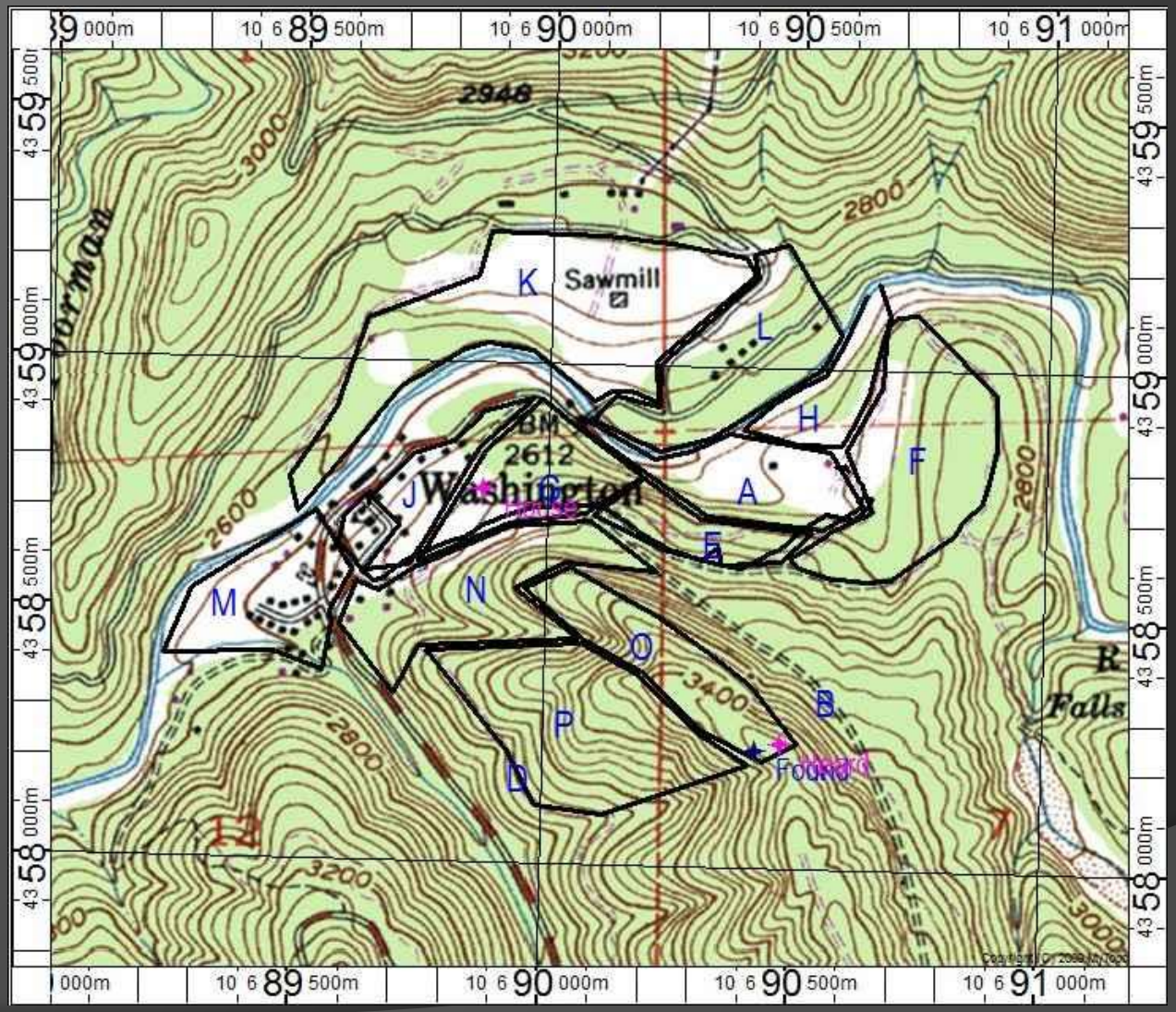

Sawmill
Washington
BM 2612
Found
Falls
K
L
H
F
A
E
J
M
N
O
P
D
B
2948
3000
2800
2600
3400
3200

PACK LIST

24-Hour Pack

This pack is required for mission-readiness. It should be large enough to carry all of your gear inside. Items may be removed if search conditions indicate they won't be needed.

Required	Recommended Options
SAR ID	Bandana
Bag, garbage, large (30 gal minimum)	Binoculars, compact
Bags, ziplock, asst'd	Bivy sack
Batteries, extra	Carabineer, locking
Clothing, extra (no cotton)	Card, tracking
– **Insulating layer(s)**	Gloves, insulated, water resistant
– **Socks**	Cup, metal
– **Foul weather outerwear**	*Glasses, safety & sun
Compass	Gaiters
Cord, parachute, 50'	Map, topographic
Fire starter (lighter, matches & tinder)	Rain cover for pack
First aid kit, personal	Stick, walking/tracking
Food, high Calorie, for two days	*Sun screen, lip balm (SPF 30+)
Gloves (appropriate for handling ropes)	Stove, compact
GPS	Webbing, 1" tubular- 15 ft
Hat/beanie	
Headlamp and back-up flashlight	
Knife	
Medications, personal, 2-day supply	
Mirror, signal (compass mirror will do)	
Note pad and pen	
Prussic loop (8 mm static kernmantle)	
Shelter, Emergency (space blanket/tarp)	*Highly recommended
Tape, flagging/marking	
Tape, measuring	
Tissue, toilet	
Water, 2-litre (qt)	
Water purification (filter or chemical)	
Whistle	

72-Hour Pack

This pack is used for Type 1 extended, remote backcountry operations. It must be large enough to carry all items inside.

Required	Recommended Options
All required 24-hour pack items plus:	Saw, folding or wire
Food, three day supply	Utensils, cooking/eating
Pad, sleeping	
Pot, cooking, with lid	
Sleeping bag	
Stove, trail, with fuel	
Tent or other shelter system	

Snow-Zone Pack

Snow-zone operations require avalanche rescue gear and ability to camp overnight or even wait out a complete storm cycle in snow-covered terrain.

Required	Recommended Options
All 72-hour pack items, plus:	
Avalanche rescue transceiver, probe & shovel	Blanket, space (reusable type)
Balaclava or other head/face protection	Pad, extra, insulated (Reflectex)
Bottle, water, wide-mouth*, liter	Extra gear to care for a stranded subject
Cap (must cover the ears)	
Gloves, extra (3 pairs)	
Goggles, snow	
Insulation layers (no cotton), extra	*(Water containers with narrow openings tend to form ice plugs in freezing temperatures.)
Parka, weatherproof, breathable, with hood	
Sack, bivy	
Socks, winter, extra	
Sunscreen/lip balm, SPF 30+	
Sunglasses (Not required if	

SAR RESOURCES

- Coordinator
- Volunteer Coordinator
- Liaisons
- Team Leaders/Co-Team Leaders
- NCSSAR Website
- NCSSAR Groups.IO Site
- Facebook

SAR RESOURCES

- Volunteer Coordinator – Del Clement
  - Phone 530-272-4033 or 205-5589
  - E-mail: delclement@comcast.net
- Nevada City Liaison – Jerry Weidler
  - Phone 530-466-6144 or 392-5723
  - E-mail: gweidler@comcast.net
- Truckee Liaison – Scott Montgomery
  - Phone: 530-214-8384
  - E-mail: scott.t.montgomery@gmail.com

SAR RESOURCES

- Team Leaders
  - Training – Mike Laney
  - Crisis – Scott Beesley
  - K-9 – Rich Cassens
  - IC – Del Clement
  - Man Tracking – Terry Hobart
  - Hasty – Jerry Weidler
  - Ropes – Lindy Sexton
  - Ground – Cliff Brown
  - Mounted – Cathy Scott
  - Nordic – Ivan McGurk
  - OHV – Gary Smith
    - ATV – Craig Bachtell
    - Motorcycle – Ken Taylor
    - UTV – Tim Nunnink
    - Snow cat – Jerry Weidler
  - Evidence – Andrew Walls
  - Maintenance – Adam Morton

NCSSAR WEBSITE

- www.nevadacountysar.org
  - Team Area
    - Links to each team with training documents
  - Training Area
    - Has downloads for most training requirements
    - Has calendars for Team trainings & new members
  - Member Area
    - Password protected
    - Certification database
    - Has downloads of members contact info
    - Meeting minutes
    - Information not for public distribution
    - IC Resources has downloads for most forms, guidelines and processes
  - Policies/Procedures
    - Has downloads for SAR & applicable SO policies

Groups.io Site

- http://ncssar.groups.io
  - Members
    - List of members of Group
  - Files
    - Has menus that lead you to all the documents and resources to aid members
  - Calendar
    - Has most if not all scheduled meetings and trainings scheduled for the year

Facebook Page

- Our Link to let the community know more about us and help support us
- Find it at “Nevada County Sheriff’s Search & Rescue” and “Like” it to get notified of updates

Other Resources

- Equipment Sources
  - Expertcity.com
  - Mountain Hardware
  - Mountain Recreation
  - Patagonia
  - Prolink